

 **EDGELINE**  
NARROW ALUMINUM SERIES

Ultra Contemporary in  
a Historic Way.











Architecturally elegant, where sleek lines and oversized glass gives access to the brilliance of the outside world and visual harmony and balance prosper in unison.

Quartz Luxury Windows and Doors by Quaker, a dynamic blending of tones, shapes and styles; Created to add a keen interest to contemporary design and foster the desire to learn more.

Envision Tomorrow, Today.

 **EDGE LINE**

NARROW ALUMINUM SERIES

[www.quartzluxurywindows.com](http://www.quartzluxurywindows.com)

# Historic Flair meets Modern Performance.

Visually **Ageless**, the Edgeline Series by Quaker brings forward the graded sight lines seen in classic steel windows and adds a modern twist and urban flair.

Designed to match the iconic look of yesterday and drawn to define the contemporary feel of tomorrow, Edgeline takes modern technological advances and intertwines them with a proprietary frame design to provide a base of Superior **Performance** and Product **Flexibility**.

**Uncompromised Construction, Framed to Perfection.**



A. 3.25" Extruded Aluminum Frames that showcase Historically Correct 1.625" Narrow Beveled Sightlines.

B. Sealant Injected Double Corner Key Frame Design Technology offers Maximum Structural Performance.

C. Double and Triple Pane Glazing Options.

The learn more,  
please visit :







## A Modern Twist in a Retro Type of Way.

**Replicating** the look and feel of steel, the Edgeline Series by Quaker Windows and Doors has been engineered to meet the strictest building codes regardless of region or climate.

Uniquely stylized to **Bridge the Patterns** of contemporary architectural design, dynamic features and simplistic construction characteristics have been blended together to offer FGIA certified AW-ratings tied to oversized gateway sizes.



A. Azon™ Thermal Barrier utilizes a polyurethane foam that has been designed to create greater thermal performance throughout your entire home.

Meets the stringent Energy Star Standards across all 50 states.

B. Euro-Groove Frame and Sash System achieves a tighter perimeter seal and improves, water, air and wind performance characteristics.

C. 1" or 1.375" Glass Pockets offer glass package options to fit every region and every climate.

## EdgeLine Windows and Doors.

With its historic **Undertones** and **Classically** engineered sightlines, **Edgeline** by Quaker brings to life the next generation of ultra-contemporary Windows and Doors.

Designed to bring light and life deeper into your home, this distinct collection of Windows and Doors draws upon the **Traditional** look of steel while offering an architectural aluminum alternative that **Recasts** the limitations of thermal and structural performance.



 **EDGE LINE**  
NARROW ALUMINUM SERIES





  
**QUARTZ**  
LUXURY

## EdgeLine Windows.

Comfort, Beauty and Strength.

Melded Properties; Unique and Individualized.

The EdgeLine Series of Windows understands the foundational values of how a home should be.

Infusing the base elements of what we **Believe** and carving into them the movements and shapes that characterize what is **Yours**.









Embodying the past by  
inspiring the **Future.**



  
**QUARTZ**  
LUXURY





## M-Series Door Systems.

By manipulating what is known and accepted, M-Series Doors characterize the framework of architectural **Perspective**.

**Influential** through a clean simplicity of inspired construction, an artisans approach to historic design has been **Revived** to create a **Minimalistic** integration of style and balance.


 **EDGE LINE**  
NARROW ALUMINUM SERIES



# EdgeLine Window Options.

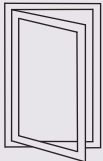
**Picture**

A fixed-pane window that is available in nearly any shape or size.




**Casement**

Swinging outward, this window pivots from the side and is available with Roto-Crank or OS operating hardware.



**Awning**

A window that pivots from the top and swings open at the bottom.



Inspiring the Views of Tomorrow.

## Hardware Colors and Finishes.

Endearing colors, chosen to **enhance** and frame our thoughts and visions.

					
White	Gold	Polished Brass	Black	New Dark Bronze	Satin Nickel
					
Beige	Sandstone	Antique Brass	Oil Rubbed Bronze	Brushed Chrome	Faux Bronze

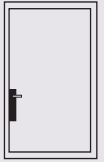




## M-Series Door Options.

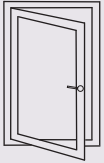
### LockBox Door

A hinged door that offers a full glass light and a floating keyed lockbox. Available in both Single and 2-Panel French Door Operational Styles.



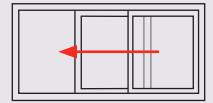
### Terrace

Available to swing in or out, this door is hinged and pivots from the side.



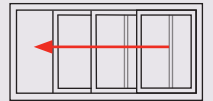
### Sliding

Constructed using both a fixed and operating door panel that slides inside a framed track.



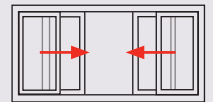
### Multi-Slide

Similar to the Bi-Parting Door, this system utilizes multiple panels that slide and stack to one side of the frames openings.



### Bi-Parting

Allowing for movement from multiple panels that slide independently outwards and inwards, this door system is known for its expansive views and larger gateways.



## The M-Series Difference.

- Azon™ Polyurethane Thermal Barrier System
- Thermally Broken Aluminum Frame and Doors Panels
- Architecturally Correct Dimensional Glass Cut-Out
- Stainless Steel 1.81" Dual Quad Precision Roller System
- Dimensionally Offset Locking and Multi-Point Locking Systems
- Corner Key Frame Design
- Stainless Steel Tracks with Removable Sills
- GBG and SDL Options
- High Performance 2604 and 2605 Powder and Class 1 Anodized Finishes

# Solids, Textures, Metallics.

Emboldened to visually captivate; designed to brighten, illuminate and stylize your home's individuality.

## Earth


Blending the **natural tones** of outside; delightful and soothing.




Satin Creme



New Bone White




Oyster White



Beige



Sandstone



Beige Grey



Toffee



Earthtone



Patina Green



Moss Green



New Dark Bronze

## Historic

**Deepened Hues** that broaden the color palette and expand the design spectrum.



Teal



Interstate Blue



Holly Green



Redwood




Burgundy




Chestnut

## Textures


**Dynamic and Irregular**, a Contemporary approach in creating depth and shape.




Textured Black



Textured Dark Espresso




Textured Dark Bronze



Textured Black Solar LE

## Studio

**Neutrals and Monochromes**; creating **visual equality** and architectural style.



White



Sky White II



Polar White



Agate Grey




Slate Grey




Telegrey I



Dark Bronze




Gloss Black



Black

## Metallics

Vibrant with **Reflective Tones** and **Mellowed Luminosity**.



Clear Anodized



Champagne Light Range



Champagne Dark Range



Light Bronze



Dark Bronze Light Range



Dark Bronze Dark Range



Black Anodized

## A Modern Approach to a Classic Design.



## Technical References.

Glazing Package	U-Factor	Solar Heat Gain Coefficient	Visible Transmittance	Condensation Resistance
Energy Enhanced *	Lower	Lower	Lower	High
Energy North *	Lower	Moderate	Highest	High
Energy Basic	Moderate	Low	High	Highest
Energy Plus *	Lowest	Low	High	Higher
Energy 3S	Low	Lowest	Moderate	Highest
Energy Max	Lowest	Lowest	Moderate	Higher
* Includes application of LoE-I89 Glass Coating				

**U-Factor** : represents the heat flow through a window and is measured in BTU/hr-ft<sup>2</sup>. The lower the rating the better the reduction in heat loss.

**Solar Heat Gain (SHGC)** : is used to measure the amount of radiated heat entering a building. The lower the rating, the better the glazing package is in preventing solar gain.

**Visible Transmittance (VT)** : measures the amount of visible light transmitted through a window.

**Condensation Resistance (CR)** : measures how well a window resists condensation on its interior surface. The Higher the rating, the better the glazing package is able to resist condensation.

Comparative Glazing Options	STC	OITC
Single Pane Window (Not Offered in CityLine or TimberLine)	20	19
1" (25.5 mm) 2-Pane IG Casement	32	28
1" (25.5 mm) 2-Pane Laminated IG Casement	35	31
1.375" (34.6 mm) 3-Pane Laminated IG Casement	38	33
Other Glass Configurations available upon request		

**STC (Sound Transmission Class)** : is used to calculate the results of soundproofing between rooms or through walls. It is a measurement of decibel reduction. The STC Frequency Scale ranges from 125 Hz to 4000 Hz. The higher the number, the better the product in dampening ambient sound.

**OITC (Outside Inside Transmission Class)** : this rates the transfer of sound between an outdoor space and an indoor space. OITC has a frequency scale between 80 Hz and 4000 Hz and is used for calculating sound controls against low frequency exterior sounds. The higher the number, the better the product is in dampening sound.





Quaker Window Products  
504 U.S. Hwy 63 South  
Freeburg, MO 65035  
(800) 347-0738  
[www.quakerwindows.com](http://www.quakerwindows.com)



To learn more about the  
EdgeLine Series of Windows  
and Doors by Quaker, please  
scan here :

