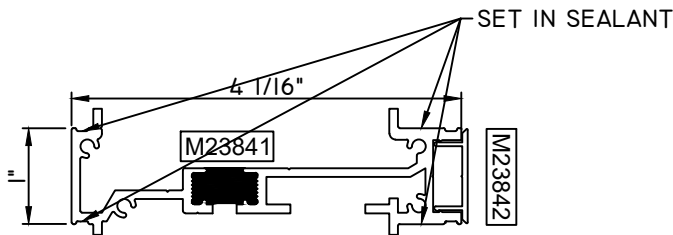


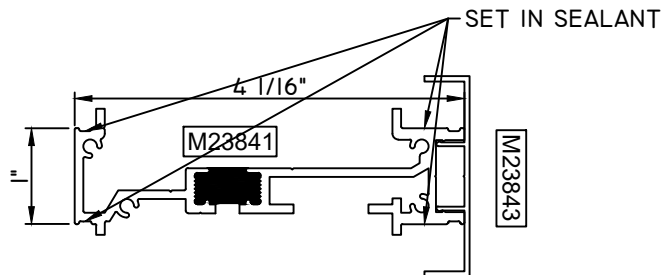
# CITYLINE/TIMBERLINE 1" STACK MULL



## 1" STACK MULL

M23841 - STACK MULL  
M23842 - INTERIOR COVER  
970-300 - WEEP COVER  
QWP-M23844 - END DAM (QTY. 2)  
BRBTT46 - POP RIVET (QTY. 8)

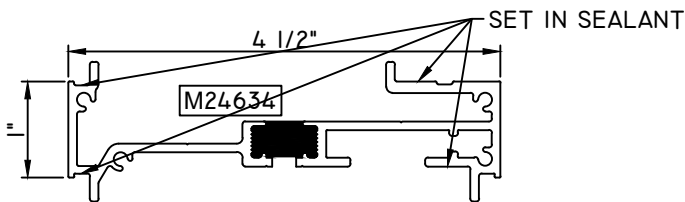
**C600 Install ONLY**



## 1" STACK MULL

M23841 - STACK MULL  
M23843 - INTERIOR COVER  
970-300 - WEEP COVER  
QWP-M23844 - END DAM (QTY. 2)  
BRBTT46 - POP RIVET (QTY. 8)

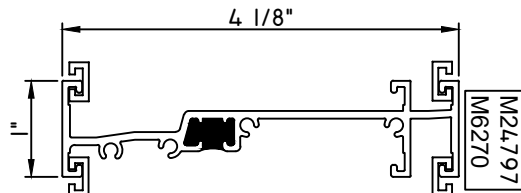
**W600 Install ONLY**



## 1" STACK MULL

M24634 - STACK MULL  
970-300 - WEEP COVER  
QWP-M23844 - END DAM (QTY. 2)  
BRBTT46 - POP RIVET (QTY. 8)

**C600 Install ONLY**



## 1" STACK MULL

M24797 - STACK MULL  
M6270 - C-MULL (QTY. 2 OR 4)  
QWP-M24797 - END DAM (QTY. 2)  
BRBTT46 - POP RIVET (QTY. 8)  
970-300 - WEEP COVER (QTY. 2)

**FACTORY APPLIED INSTALL ONLY**